

2014

ANNUAL REPORT



“Our commitment for this year and the years to come is to deepen those partnerships, strengthening our network, and ensuring that, ultimately, every single person in our region is able to get the food they need to lead a full and healthy life.”



Letter From the Board President and CEO

In our line of work, progress is measured in pounds. Pounds of food donated, pounds of food purchased, pounds loaded onto Mobile Food Pantries and shipped out to soup kitchens and after-school programs. Add up all those pounds, though, and what do you get? A record year for our organization, certainly, but something even more important than that.

It's the young mother from Marquette who's able to feed herself as well as her newborn baby thanks to one of our food pantries. It's the student who serves clients at his Grand Rapids high school's Mobile Pantry because he remembers the times he stood with his mother in the same line. It's the Army couple who were able to get back on their feet after leaving the service, thanks to the kindness of friends and the support of our Food Bank.

When we talk about pounds, we're really talking about people: thousands and thousands of neighbors who, thanks to the Food Bank, don't have to go without.

But we can't do any of this on our own. More than anything else, Feeding America West Michigan is a network of people. It's a collaboration between financial supporters, food donors, farmers, volunteers and partner agencies all coming together for one purpose: solving hunger in West Michigan and the Upper Peninsula.

We firmly believe this goal is attainable. Our society produces more than enough food to feed everyone in need. In fact, if just 15 percent of the surplus food in our nation's food system could be directed to hunger relief, we could feed more than 25 million Americans every year. We believe that the missing element is not the food itself, but the funding and the collaboration required to get it to those in need.

In 2014, new collaborative endeavors like the Food Club of Greater Grand Rapids, the School Mobile Pantry program and our partnerships with organizations like the VA Medical Center in Iron Mountain made it possible to provide more food than ever before. Our commitment for this year and the years to come is to deepen those partnerships, strengthening our network and ensuring that, ultimately, every single person in our region is able to get the food they need to lead a full and healthy life.

Thank you for your partnership with us over the past year. We know that together we can solve hunger.

Sincerely,

Kelly Crosse
President of the Board

Ken Estelle
Chief Executive Officer

Feeding America West Michigan is a network of people all coming together for one purpose: solving hunger in West Michigan and the Upper Peninsula.

Top 25 Food Donors

Donor	Pounds Distributed
Walmart/Sam's Club	3,516,005
Kellogg Company	1,250,371
Meijer	1,150,315
General Mills	838,272
Country Fresh Dairies, Inc	687,151
Coca-Cola North America	677,134
SpartanNash	676,057
Gordon Food Service	609,279
Dannon Company, Inc	409,542
Hillshire Farms/ Tyson	384,660
Marker Farms	372,126
Roskams Bakery	330,400
ConAgra Foods	310,810
Pero Family Farms	305,809
Kerlikowske Farms	297,576
Sysco	294,361
Request Foods, Inc	287,048
Mondelez International	281,693
Old Orchard Brands	270,699
Buist Community Assistance Center	262,725
Target	247,173
Gavin Orchards	212,440
Pepsi-Cola Bottling	176,584
Van Solkema Produce	168,402
Campbell Soup Company	163,480
	14,180,142

A network of food donors.

Hundreds of farmers, retailers and manufacturers contributed to a record-setting total of 28,060,003 pounds of food received in 2014. Proof that together we can solve hunger.




A network of volunteers. 1 hour of volunteering can provide 150 meals.

Volunteers served **31,535.5 hours** with Feeding America West Michigan and its branches in 2014 and provided an estimated **5.63 million meals.**

Another **45,690 hours** were served at Mobile Food Pantry distributions to provide an additional **7.75 million meals.**





A network of agencies.

Top 10 Agencies

Agency	City	Pounds Dist.
Muskegon County Cooperating Churches	Muskegon	763,670
Love INC of Newaygo County	Grant	444,122
Senior Meals Program, Inc.	Grandville	391,065
Love INC Tri-Cities	Grand Haven	277,520
Project Hope of NE Allegan County	Dorr	275,388
Salvation Army Social Services	Grand Rapids	265,962
TrueNorth Community Services	Fremont	263,708
Family Network of Wyoming	Wyoming	263,577
Rotary Charities of Cadillac	Cadillac	250,192
Loaves & Fishes	Muskegon	220,888



A network that distributes food to those who are hungry.


When we talk about pounds, we're really talking about people: thousands and thousands of neighbors who, thanks to you and the Food Bank, don't have to go without.

Pounds of Food Distributed in 2014

Counties	Food Bank Branch	Number of Agencies	Pounds of Food Distributed
ALGER	Ishpeming	6	55,445
ALLEGAN	Comstock Park	24	859,701
ANTRIM	Manna Food Project	8	525,591
BARAGA	Western UP Food Bank	9	206,105
BENZIE	Cadillac	8	294,782
BERRIEN	Benton Harbor	88	1,651,010
CASS	Benton Harbor	20	500,853
CHARLEVOIX	Manna Food Project	11	292,628
CHIPPEWA	Sault Ste. Marie	48	304,493
DELTA	Ishpeming	10	210,140
DICKINSON	Ishpeming	17	199,294
EMMET	Manna Food Project	15	943,235
GOGEBIC	Western UP Food Bank	7	355,735
GRAND TRAVERSE	Cadillac	27	848,959
HOUGHTON	Western UP Food Bank	26	654,596
IONIA	Comstock Park	17	618,874
IRON	Western UP Food Bank	6	195,998
KALKASKA	Cadillac	7	188,298
KENT	Comstock Park	321	7,493,561
KEWEENAW	Western UP Food Bank	1	31,984
LAKE	Cadillac	6	174,166
LEELANAU	Cadillac	5	215,234
LUCE	Sault Ste. Marie	10	106,024
MACKINAC	Sault Ste. Marie	10	88,312
MANISTEE	Cadillac	9	237,614
MARQUETTE	Ishpeming	27	442,192
MASON	Cadillac	7	226,315
MECOSTA	Comstock Park	13	546,748
MENOMINEE	Ishpeming	2	11,514
MISSAUKEE	Cadillac	9	161,368
MONTCALM	Comstock Park	28	827,668
MUSKEGON	Comstock Park	45	1,882,983
NEWAYGO	Comstock Park	28	1,771,723
OCEANA	Comstock Park	10	457,471
ONTONAGON	Western UP Food Bank	22	214,307
OSCEOLA	Cadillac	11	203,710
OTTAWA	Comstock Park	67	1,745,354
SCHOOLCRAFT	Ishpeming	6	51,453
VAN BUREN	Benton Harbor	28	489,456
WEXFORD	Cadillac	22	664,155
Total		1041	26,949,049

The numbers

STATEMENT OF FINANCIAL POSITION, DECEMBER 31, 2014



EXPENSES

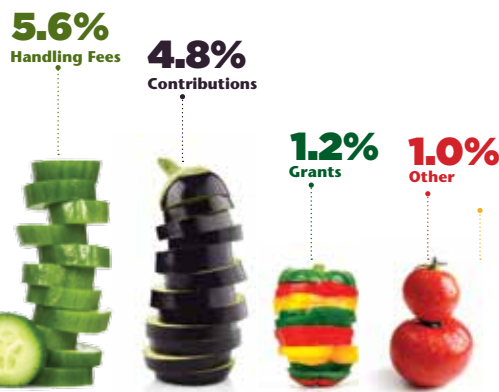
Programs	\$5,356,250	11.4%
Fundraising	\$418,296	0.9%
Administration	\$423,683	0.9%
Non-Cash	\$40,648,962	86.8%
Total	\$46,847,191	100.0%

Programs: All expenses related to reclaiming, storing and distributing food in the 40 counties we serve.

Fundraising: The cost of communications and development activities.

Administration: Administrative and accounting costs, along with other expenses required to keep the organization running.

Non-Cash: The value of the food we distributed.*



REVENUE

Handling Fees	\$2,615,766	5.6%
Contributions	\$2,232,911	4.8%
Grants	\$546,097	1.2%
Other	\$480,133	1.0%
Non-Cash	\$40,628,308	87.4%
Total	\$ 46,503,215	100.0%

Handling Fees: Cost-sharing with partner agencies, who pay 6 to 18 cents per pound for most items.

Contributions: Free-will gifts from individuals, companies and other organizations.

Grants: Income from charitable foundations and government agencies.

Other: Funding from the Food Bank Council of Michigan and other sources.

Non-Cash: The value of the food we received.*

*Value based on an annual analysis done for Feeding America's national office by an independent auditor.